
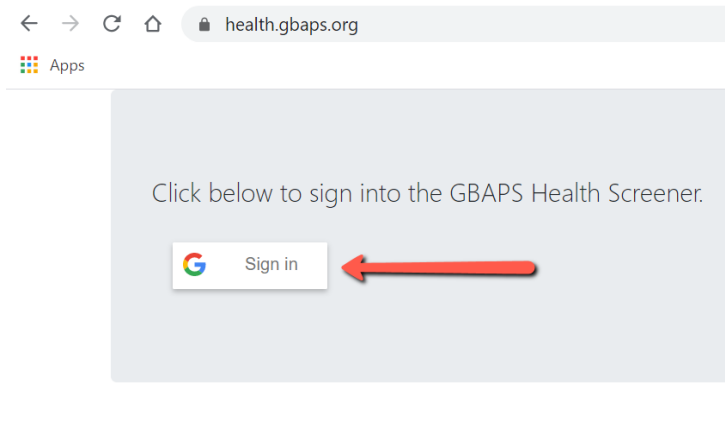


### Si aad ooga soo gashid koombiyutarka ilmaha

1. Kadib marka uu ardayga galo koombiyutarka, waa inuu galaa "Classlink LaunchPad"
2. Raadi halka ay ku qoran tahay "Health Screening Form." Guji astaanta.



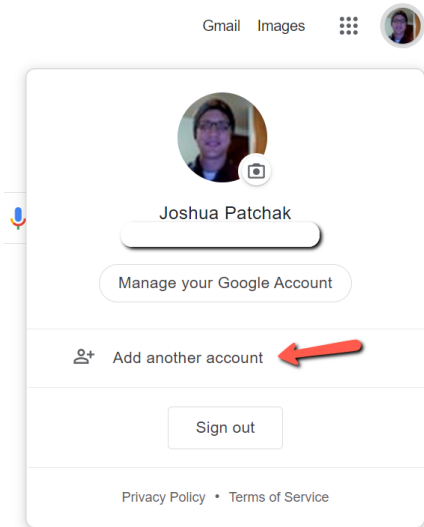
3. Guji badhanka "Sign In".



4. Dhameystir su'aalaha shaashada soo socota oo riix badhanka oranaya "submit"

### Si aad ooga soo gashid telefoonkaaga ama koombiyuutakaaga shaqsi ahaneed

1. Hubi in ilmuhu galo akoonkiisa marka ugu hore. Si sidaa loo sameeyo, booqo baraawsarkaaga [www.google.com](http://www.google.com), guji sawirka kuu saaran, kadib riix halka oraneysa "Add another account." haddii aadan kujirin akoonka Google-ka, riix, calaamada badhanka buluuga ee oraneysa "Sign In"



2. Gali **Magaca** iyo lambar sireedka akoonka Google-ka ee ardayga si aad u gashid
3. Booqo <https://health.gbaps.org> (ama riix badhanka app-ka GBAPS )
4. Riix badhanka oranaya Sign In



© 2021 - Green Bay Area Public Schools

5. Dhameystir su'aalaha shaashada soo socota oo riix badhanka oranaya "submit "
6. Bogga xaqiijinta , haddii aad leedahay arday kale oo aad dooneysid inaad galisid,riix "Submit Another."

Thank you for submitting your screener. You may close this tab.

[English](#) • [Español](#) • [Hmoob](#) • [Soomaaliga](#)

Joshua Patchak

District Office

3/1/2021 5:33 PM

✓ Symptoms: No

✓ Close Contact: No

✓ Household Contact/Pending Test: No

✓ International Travel: No

[Submit Another](#)

To sign in using QR code

